

The refugees issue and public opinion: worrying trends

Bogdan Mihai Radu

Babes-Bolyai University, Cluj-Napoca, Romania and
Center for European Neighborhood Studies (CENS), Central European University,
Budapest, Hungary

Zselyke Tofalvi

Center for European Neighborhood Studies (CENS), Central European University,
Budapest, Hungary

The refugees crisis and its impact(s)

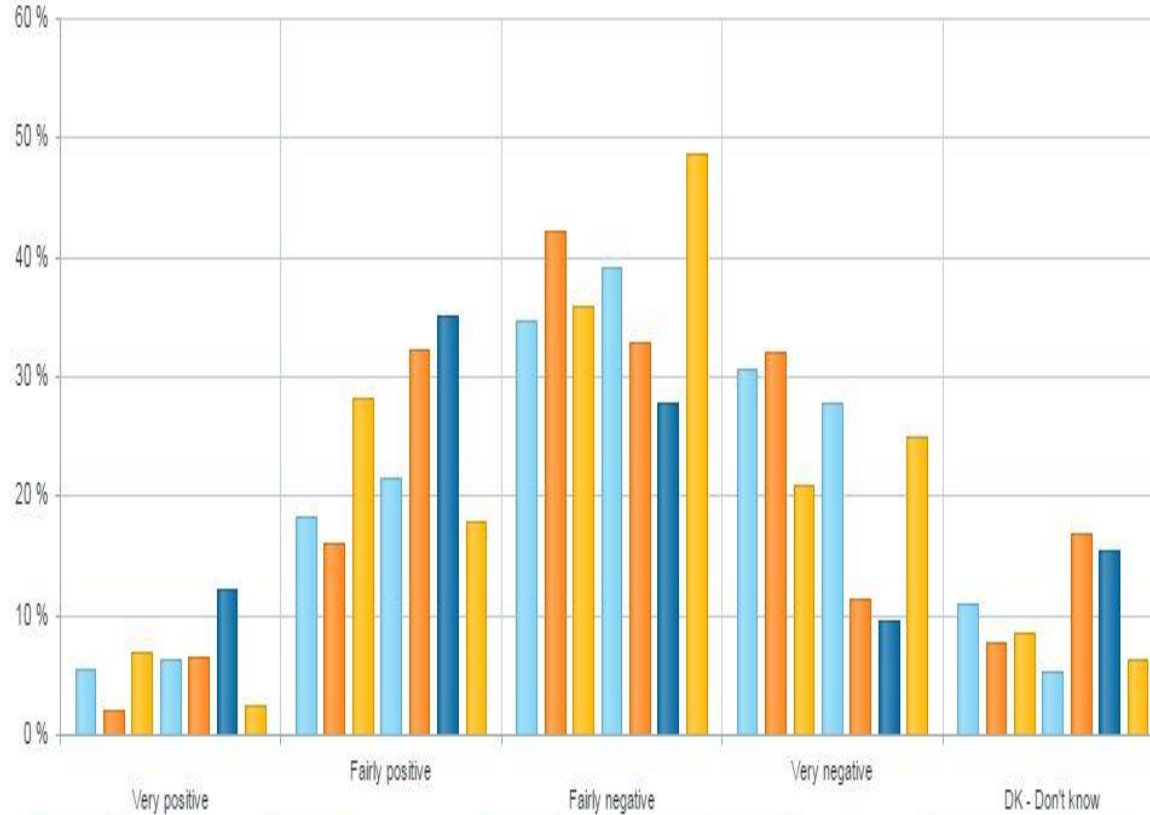
- Different countries' responses
- The Central European “iron fist” perspective
- A strain on the EU
- Reconsideration of the migration/refugees status
- Reconsideration of the benefits/dangers of diversity
- Reconsideration of the political community
- But, what do the people think?

Democracy, democratization, political culture

- Democracy needs public support
- Recent democracies need it even more
- Political culture
- Support for democracy
- But, supporting what? (institutions, values)
- Tolerance – core value
- Tolerance – difficult to “learn”
- Central and Eastern Europe – problematic in terms of tolerance

Please tell me whether each of the following statements evokes a positive or negative feeling for you.

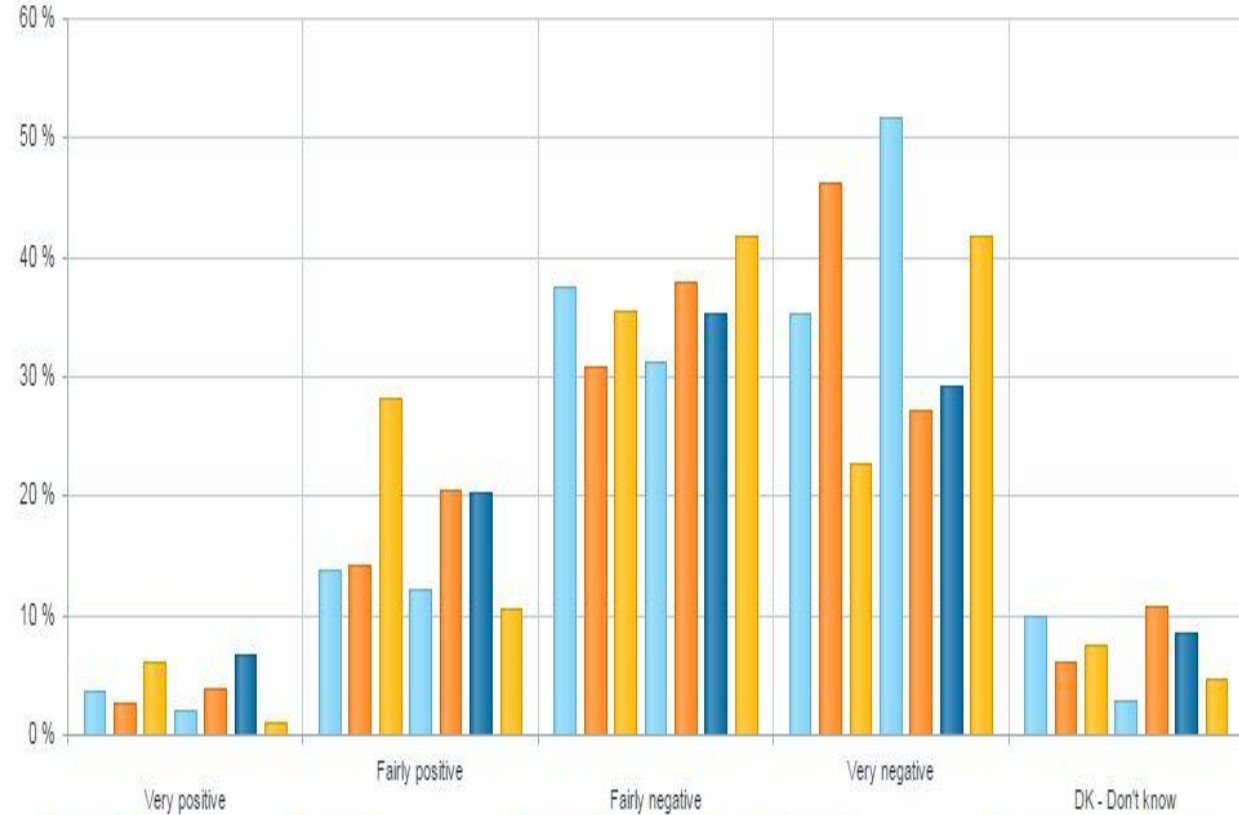
Immigration of people
from outside the EU
(11/2014)



■ Austria ■ Belgium ■ Bulgaria ■ Cyprus ■ Czech Republic ■ Germany ■ Denmark ■ Estonia ■ Spain ■ European Union ■ Finland ■ France ■ Greece
■ Croatia ■ Hungary ■ Ireland ■ Italy ■ Lithuania ■ Luxembourg ■ Latvia ■ Malta ■ Netherlands ■ Poland ■ Portugal ■ Romania ■ Sweden ■ Slovenia
■ Slovakia ■ United Kingdom

Please tell me whether each of the following statements evokes a positive or negative feeling for you.

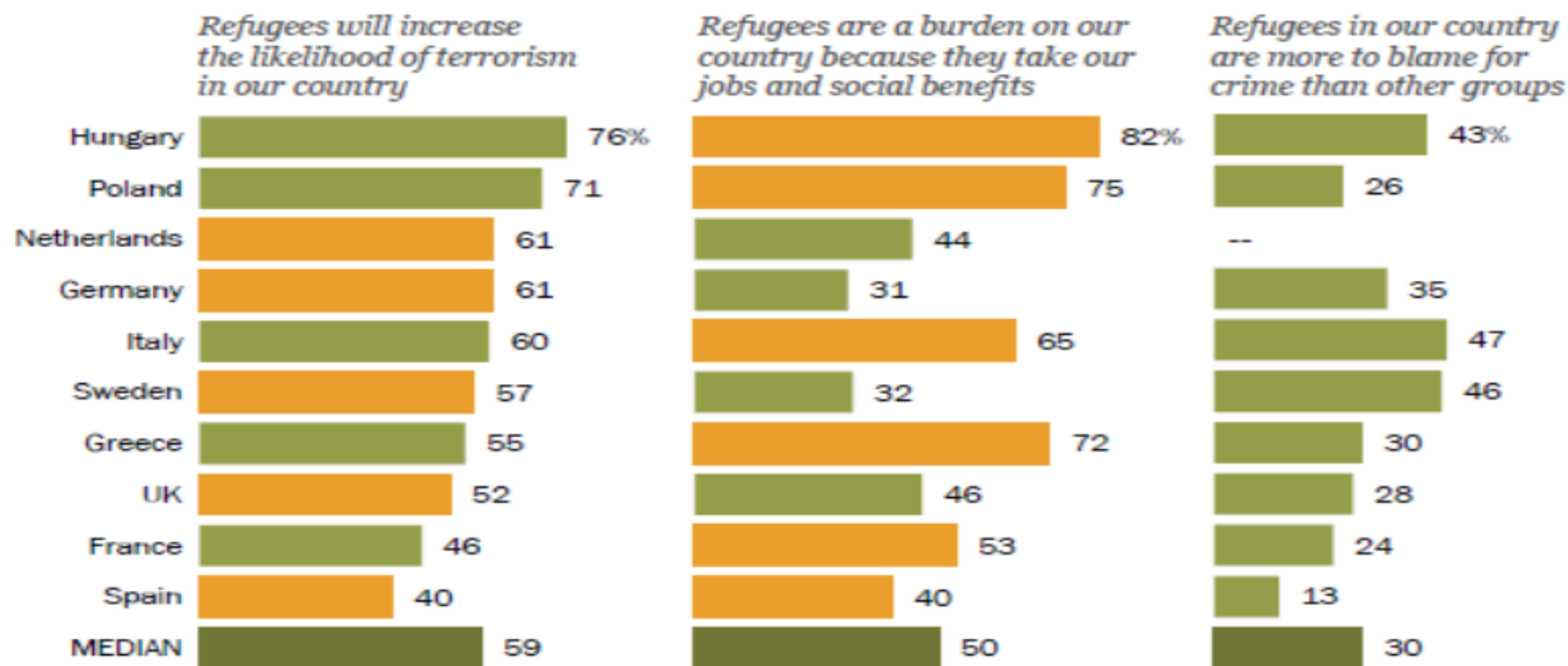
Immigration of people
from outside the EU
(05/2016)



■ Austria ■ Belgium ■ Bulgaria ■ Cyprus ■ Czech Republic ■ Germany ■ Denmark ■ Estonia ■ Spain ■ European Union ■ Finland ■ France ■ Greece
■ Croatia ■ Hungary ■ Ireland ■ Italy ■ Lithuania ■ Luxembourg ■ Latvia ■ Malta ■ Netherlands ■ Poland ■ Portugal ■ Romania ■ Sweden ■ Slovenia
■ Slovakia ■ United Kingdom

Many Europeans concerned with security, economic repercussions of refugee crisis

■ Top choice



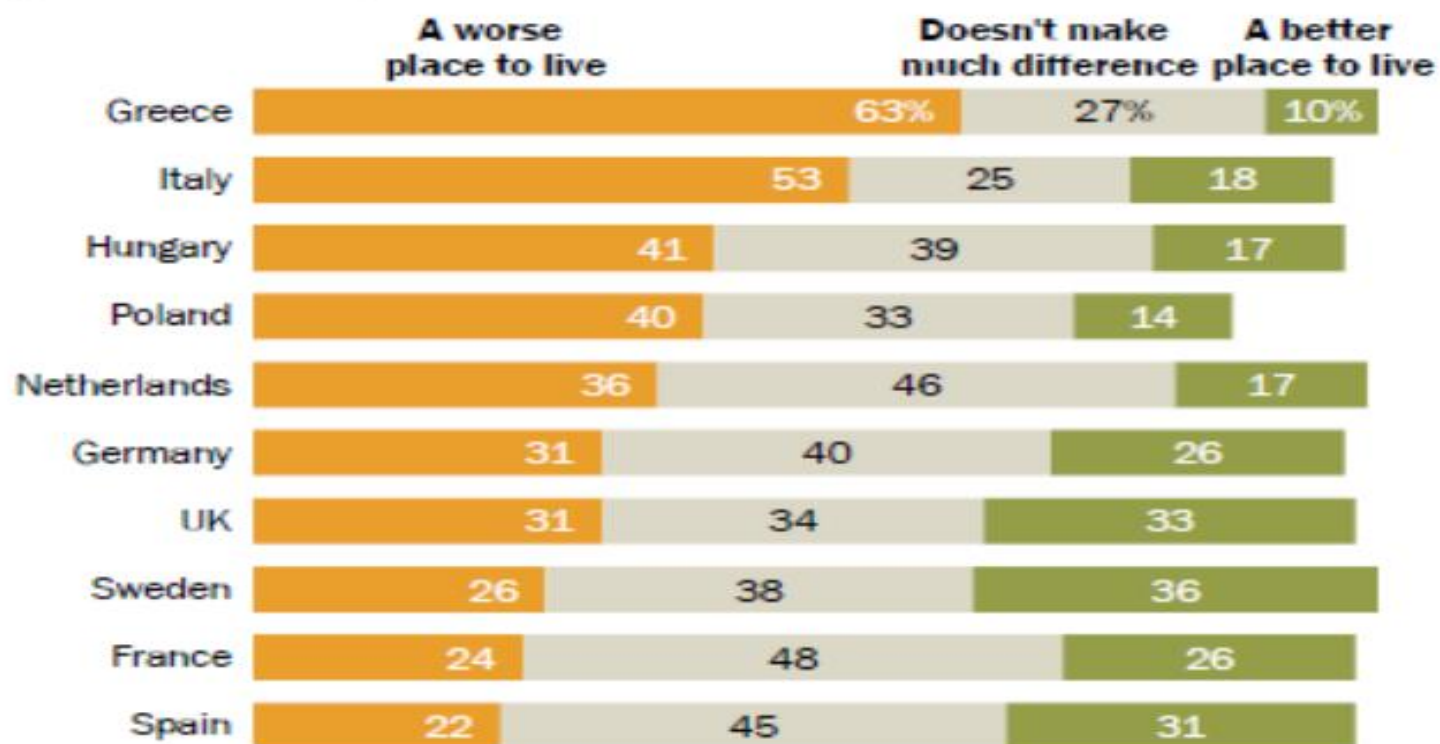
Note: Netherlands excluded on question about crime (Q51b) due to administrative error.

Source: Spring 2016 Global Attitudes Survey. Q51a-c.

PEW RESEARCH CENTER

Few say growing diversity makes their country a better place to live

Overall, do you think having an increasing number of people of many different races, ethnic groups and nationalities in our country makes this country a better place to live, a worse place to live or doesn't make much difference either way?

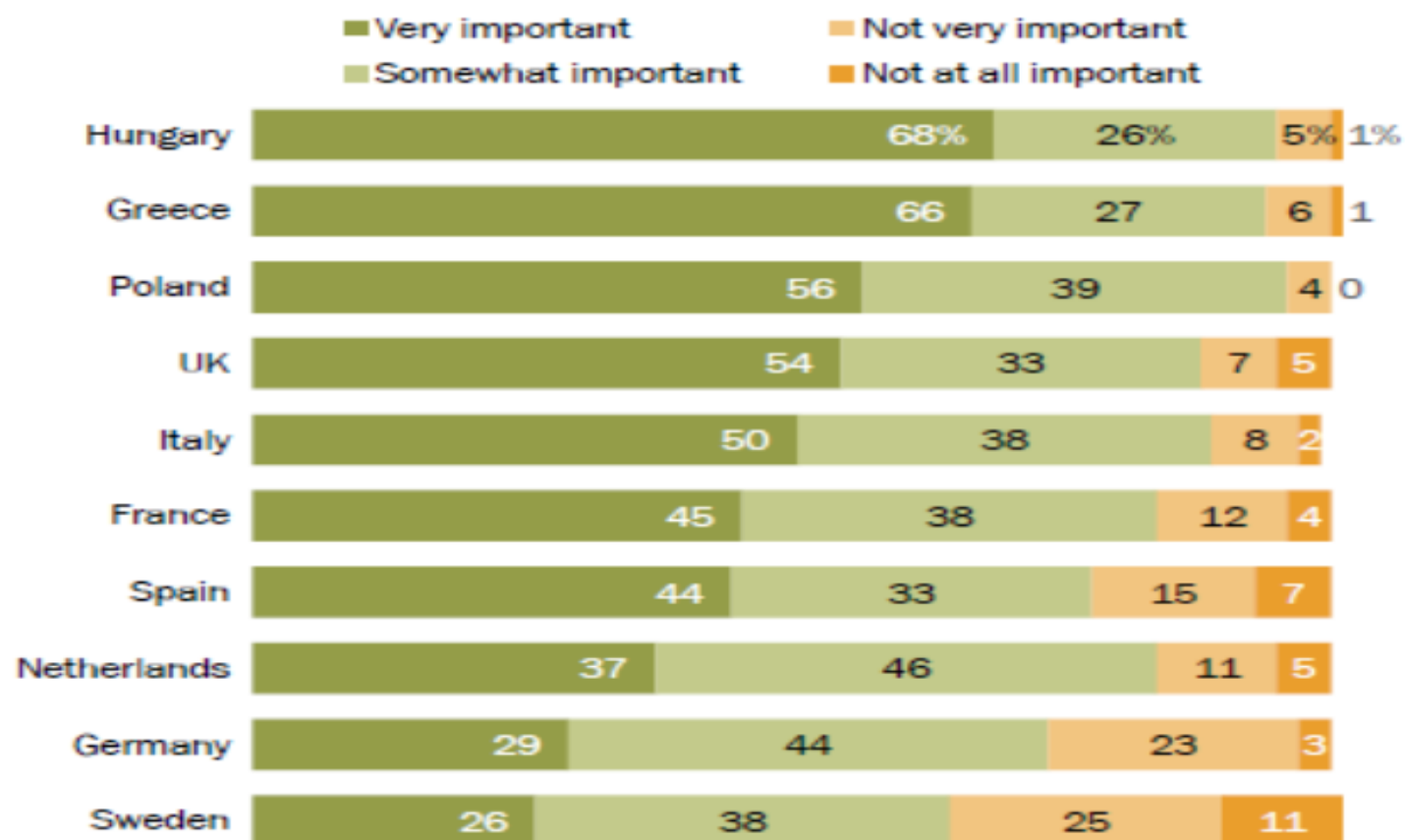


Source: Source Spring 2016 Global Attitudes Survey. Q44.

PEW RESEARCH CENTER

Sharing customs and traditions is very important to being considered truly Hungarian or Greek

Sharing our national customs and traditions is ___ for being truly (survey country nationality)



Source: Spring 2016 Global Attitudes Survey. Q85d.

PEW RESEARCH CENTER

Table 4. Attitudes towards country and citizenship (% believing it is very important or important, or strongly agreeing or agreeing out of category totals) (ISSP, 2013)

| Question | Czech Republic | Hungary | Slovakia | Turkey | Norway | France | Spain |
|--|----------------|---------|--------------|--------|--------------|--------|-------|
| How important to be born in this country | 83.8 | 81.7 | 84.7 | 84.4 | 60.3 | 64.4 | 72.8 |
| How important to have citizenship | 91 | 87.8 | 90.5 | 88.9 | 89 | 89 | 80.5 |
| People should support country even if wrong | 49.7 | 56 | 44.7 | 62.5 | 15.6 | 34.3 | 40.4 |
| Proud of the country's history | 87.3 | 80.8 | 81.8 | 84.6 | 83.5 | 90.6 | 78.6 |
| International Organizations take power away from governments | 63.8 | 49.9 | 59.7 | 52.5 | 40.2 | 53.6 | 71.4 |
| EU should have more power than national governments (more and much more) | 12.5 | 14.9 | Data missing | 35.5 | Data missing | 21.1 | 13 |

Table 5. Attitudes towards migrants (% agreeing strongly and agreeing) (ISSP 2013)

| Question | Czech Republic | Hungary | Slovakia | Turkey | Norway | France | Spain |
|--|----------------|---------|----------|--------|--------|--------|-------|
| Immigrants increase crime rates | 73.7 | 55 | 55 | 64.3 | 71.8 | 43.7 | 43.1 |
| Immigrants are good for the economy | 16.4 | 17.4 | 14.8 | 23.2 | 52.7 | 33.8 | 45 |
| Immigrants take away jobs from people born in this country | 69.1 | 53.2 | 61.6 | 62.1 | 11.7 | 29.1 | 45.9 |
| Immigrants bring new ideas and cultures | 22.1 | 33.4 | 25.7 | 22.3 | 50.3 | 39.2 | 49 |
| Immigrants undermine culture | 36.1 | 28.9 | 30.5 | 48.9 | 25.7 | 37.3 | 24 |
| Illegal immigrants should be excluded | 81.8 | 74.7 | 69.6 | 70.4 | 85.2 | 66.4 | 65.5 |
| Legal immigrants should have same rights | 42.4 | 18.9 | 33.2 | 41.1 | 34.4 | 35.3 | 82.5 |
| Legal immigrants should have equal access to education | 68 | 37.8 | 55.5 | 49 | 92.5 | 87.5 | 89.3 |

Predictors for acceptance of refugees (ISSP 2013)

- Age – no effect
- Education – strong positive effect
- Religious identity and participation – no effect

Discussion and conclusions

- Growing negative perceptions of refugees/migrants all over Europe
- Diversity of understandings and opinions across the EU in terms of migrants status, position and rights
- Education helps!
- Anti migrant sentiment predates the refugees crisis
- Growing anti-migrant attitudes in absentia

Thank you!

- Contact: radub@ceu.edu